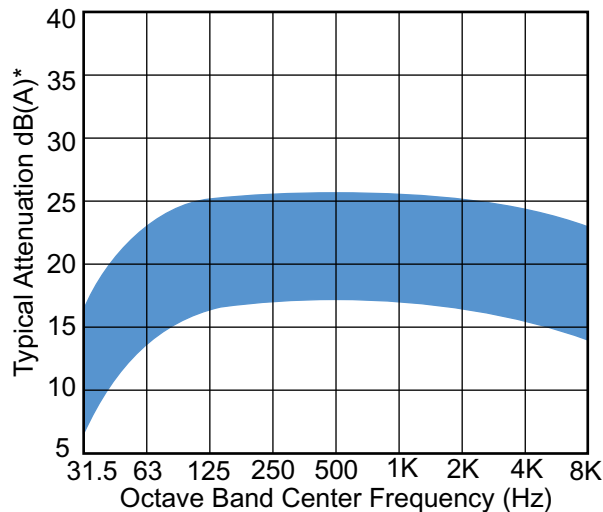


# Residential "200" Level Exhaust Silencers

## Typical Attenuation Curve dB(A)\*

(ACTUAL ATTENUATION MAY VARY ACCORDING TO APPLICATION)



\*Estimated

### Application:

These silencers are recommended where minimum silencing is required and ambient noise levels are medium to high.

### Construction:

**Aluminized Steel:** Nelson Silencers through 26" O.D. are fabricated of aluminized steel as standard materials. This material has a maximum operating temperature of 1250°F.

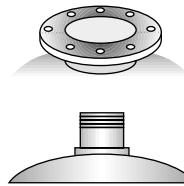
**Mild Steel/Aluminized Steel:** Nelson Silencers 30" O.D. and larger are fabricated of mild steel and aluminized steel. All silencers 30" O.D. through 36" O.D. have aluminized steel bodies with all other components fabricated from mild steel. Silencers 42" O.D. and larger are fabricated from mild steel.

**Silicone Aluminum Paint:** Nelson Silencers through 26" O.D. are given a coat of high heat resistant silicone aluminum paint.

**Primer/Silicone Aluminum Paint:** Nelson Silencers over 30" O.D. and larger are given a coat of high heat, rust inhibiting primer and then a topcoat of high heat resistant silicone aluminum paint. Physical properties are maintained up to 900°F\* on aluminized steel and 1100°F\* on mild steel.

### Sample Specification:

The silencer is to be a Nelson Residential "200" Level Silencer constructed of aluminized steel (26" body diameter and smaller) or mild steel/aluminized steel (larger than 26" body diameter) with all welded construction and suitable for mounting in any position.



### "F" Mounting Flange:

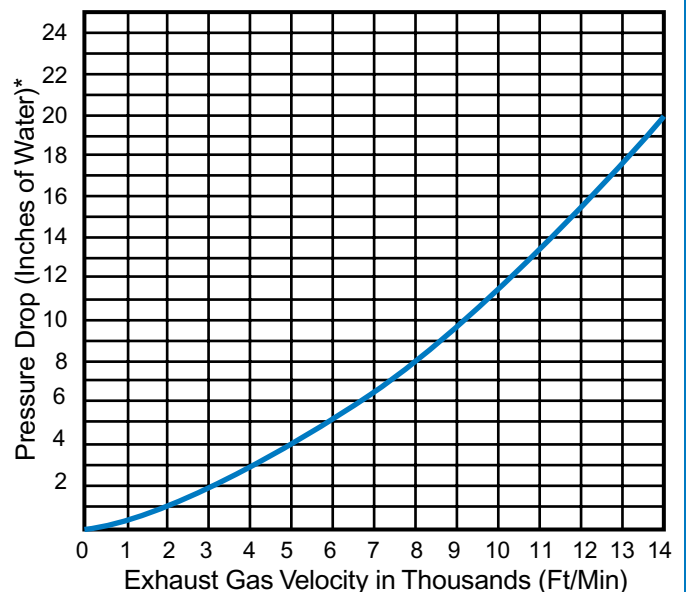
Standard in sizes 4" to 22". Drilling matches 125/150# ASA standard.

### "P" Male Pipe Threads:

NPT ends offered in sizes 3/4" through 4".

Companion flanges available for 4" to 22".

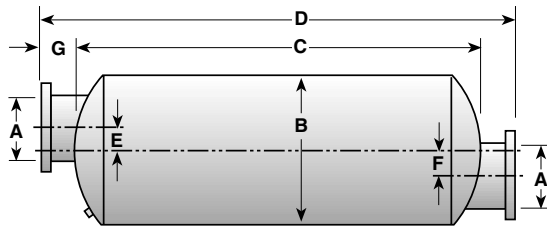
## Pressure Drop



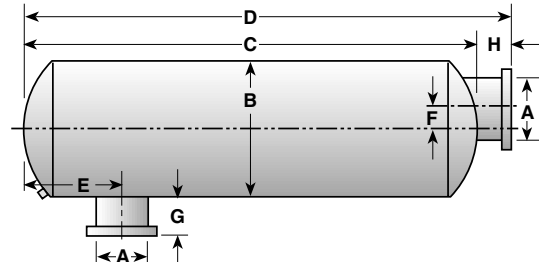
**Note:** When figuring pressure drop for side inlet or middle side inlet add 3" H<sub>2</sub>O to back pressure shown on above curve.

\*Estimated

### Type 1



### Type 3



Part Number	A Nominal Inlet Diameter	B Body Dia. O.D.	C Body Length	D Overall Length	E Offset To C/L	F Offset To C/L	G Inlet Length
41220*	2.0	8.1	31.7	35.6	1.25	1.25	1.9
41225*	2.5	9.0	38.8	42.8	1.50	1.50	2.0
41230*	3.0	10.1	38.2	44.0	2.75	2.75	2.9
41235*	3.5	10.1	44.2	50.0	2.06	2.06	2.9
41240*	4.0	10.1	49.2	55.0	2.31	2.31	2.9
41250*	5.0	14.1	43.5	51.4	3.61	3.61	4.0
41260*	6.0	14.1	57.5	65.4	3.60	3.60	4.0
41280	8.0	22.2	56.6	64.0	0	0	3.7
41282	10.0	22.2	84.7	92.0	0	0	3.7
41284	12.0	26.2	79.7	87.0	0	0	3.7
41286	14.0	36.2	94.6	101.0	0	0	3.2
41288	16.0	42.2	108.2	115.0	0	0	3.4
41299	18.0	42.3	108.2	114.9	0	0	3.3
41221	20.0	48.3	134.1	140.1	0	0	3.0
41222	22.0	54.3	135.5	143.2	0	0	3.9

Part Number	A Nominal Inlet Diameter	B Body Dia. O.D.	C Body Length	D Overall Length	E Offset To C/L	F Offset To C/L	G Inlet Length	H Outlet Length
43220	2.0	8.1	31.7	32.8	3.4	0	2.0	1.9
43225	2.5	9.0	38.8	40.8	4.4	1.5	2.5	2.0
43230	3.0	10.1	38.2	41.1	4.1	1.8	3.0	2.9
43235	3.5	10.1	44.2	47.1	4.6	2.1	3.0	2.9
43240	4.0	10.1	49.2	51.0	5.1	0	3.0	2.9
43250	5.0	14.1	43.5	45.7	5.8	2.6	4.0	3.9
43260	6.0	14.1	57.6	61.5	6.8	3.1	4.0	3.9
43280	8.0	22.2	56.6	60.3	11.3	0	4.0	3.7
43282	10.0	22.2	84.7	88.3	11.3	0	4.0	3.6
43284	12.0	26.2	79.8	83.4	12.9	0	4.0	3.6
43286	14.0	36.2	94.7	97.9	15.3	0	4.0	3.2
43288	16.0	42.1	108.2	111.6	16.1	0	4.0	3.4
43299	18.0	42.2	108.2	111.5	19.1	0	4.0	3.3
43221	20.0	48.3	134.1	137.1	19.8	0	4.0	3.0
43222	22.0	54.3	135.6	139.4	21.8	0	4.0	3.8

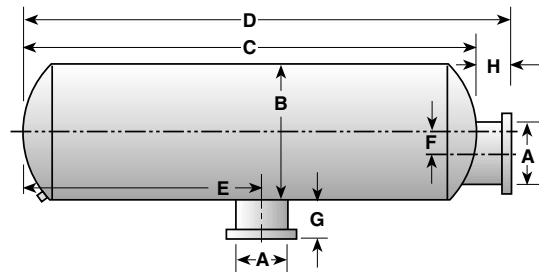
\*Inlet and outlet offset from centerline of silencer as shown in dimension E and F.

Drains are standard on all silencers with a 9" body diameter or larger.

**Note: Specifications are subject to change without notice.**

**Note: All dimensions are in inches.**

### Type 4



Part Number	A Nominal Inlet Diameter	B Body Diameter O.D.	C Body Length	D Overall Length	E Offset To C/L	F Offset To C/L	G Inlet Length	H Outlet Length
44640	4.0	10.1	49.2	52.1	24.6	0	3.0	2.9
44650	5.0	14.1	43.6	47.5	21.8	2.6	4.0	3.9
44660	6.0	14.1	57.6	61.5	28.8	3.1	4.0	3.9
44680	8.0	22.1	54.6	58.3	26.3	0	4.0	3.7
44682	10.0	22.1	84.6	88.2	42.3	0	4.0	3.6
44684	12.0	26.1	79.5	83.4	39.9	0	4.0	3.6
44686	14.0	36.2	88.7	91.9	44.3	0	4.0	3.2

