



OUTDOOR GENERATOR SET ENCLOSURE

Clarke Power Generation, Inc. provides outdoor generator set enclosures for all Clarke generator set models. Enclosures provide shelter from rain and wind-borne debris, unwanted pests, and general security for radiator cooled diesel engines offered by Clarke.

Available for Stationary Standby, Stationary Prime, Mobile Prime, and Mobile Standby applications, the Clarke design creates a complete package solution for your generating power needs. The standard powder-coated steel enclosure provides room for an internally mounted exhaust, critical grade silencer and a pre-engineered exhaust flex connector on most models.

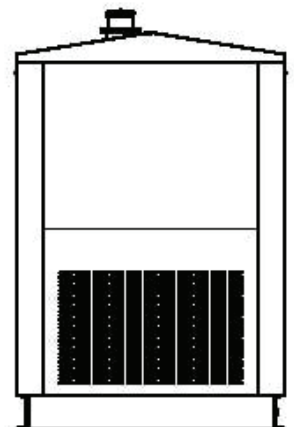
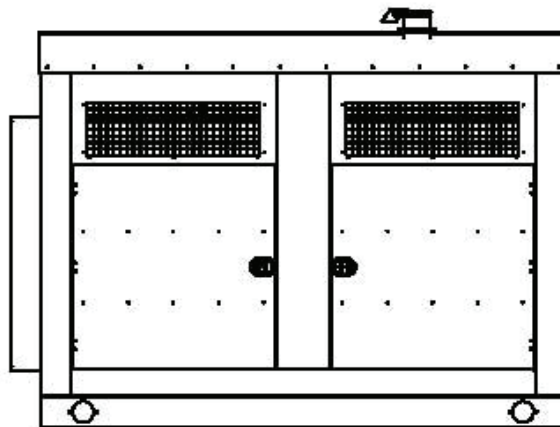
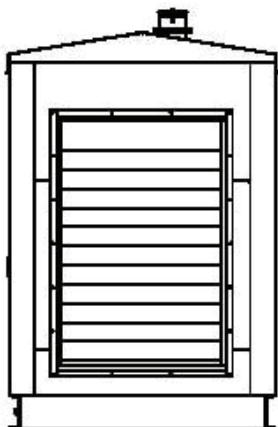
Service space inside the enclosure will allow for batteries and other equipment as required.

Standard enclosures are intended for use in all ambient conditions.

SPECIFICATIONS

ITEM	STANDARD	OPTIONAL
Structure	Powder coated galvanized steel, camel interior and exterior finish. 100 mph maximum, straight-line wind rating. Trussed roof with support for silencer. Four, removable, lockable doors, Recessed Door Latches, Stainless Steel Door Mount Hardware Screened air inlet ventilation vents	HRPO steel, galvanized steel , pre-coated aluminum 150 MPH wind rating Emergency Stop Switch, GFCI Duplex Outlets , GFI recepticals Insulated air discharge ventilation louvers with rodent screens.
Attenuation	Weather proof , no added attenuation	Level 1 and Level 2 sound attenuation w/ Intake Scoop
Ventilation	Exhaust air through gravity dampers	Motorized Dampers Exhaust scoop
Engine	Fuel supply and return line Oil sump pump or oil drain bulkhead connections Battery sets for either 12v or 24v - with rack(s) and cables	Fuel bulkhead connections
Silencer	Critical grade, steel silencer, internally or externally mounted, with rain flapper.	Hospital , Industrial, or Residential grade, steel
Lighting	None	AC Powered DC Powered 3 Way Switches

Standard Features



www.clarkegen.com

1-866-334-4367